



Charm

by AMY BUTLER

Size: 50" x 50"

Quilt designed by Amy Butler.
Quilted by Marsha Evans Moore.

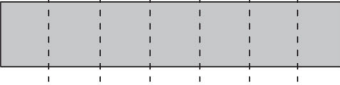
Materials Needed

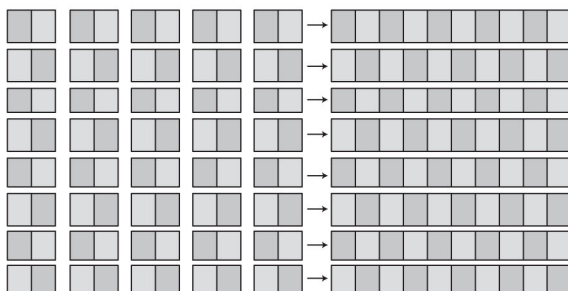
One fat quarter each of 33 different fabrics from the Charm collection, designed by Amy Butler. For this quilt, all fabrics from the following palettes were chosen: Rosey, Tea Garden and Marmalade.

3 1/2 yards for backing

64" square quilt batting

Cutting and Piecing

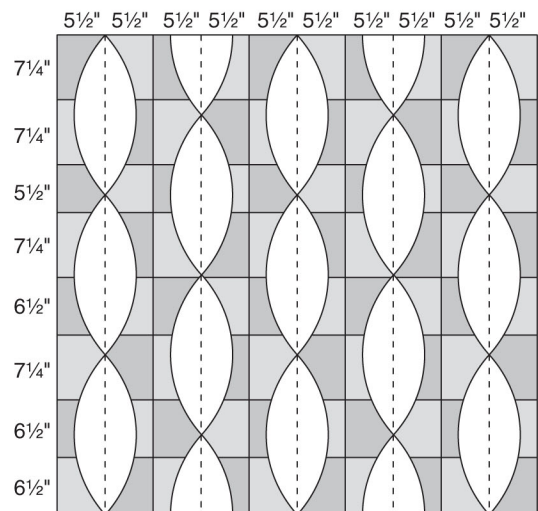
1. Decide in advance which fat quarters will be used for the "football shape" that is appliquéd over the rectangles and squares. Cut 13 full "footballs" and 4 half "footballs."
2. From remainder of fat quarters, cut 7 1/4" strips, 6 1/2" strips, and 5 1/2". Cross cut 7 1/4" strips and 6 1/2" strips into 5 1/2" rectangles. Cut 5 1/2" strips into 5 1/2" squares. 
3. Randomly piece rectangles of same size together along the longer side. The rectangles will now 7 1/4" measure 10 1/2" x 7 1/4", 10 1/2" x 5 1/2", and 10 1/2" x 6 1/2".
4. Piece units from step 3 into horizontal strips following the labeled diagram. Then stitch the rows together.

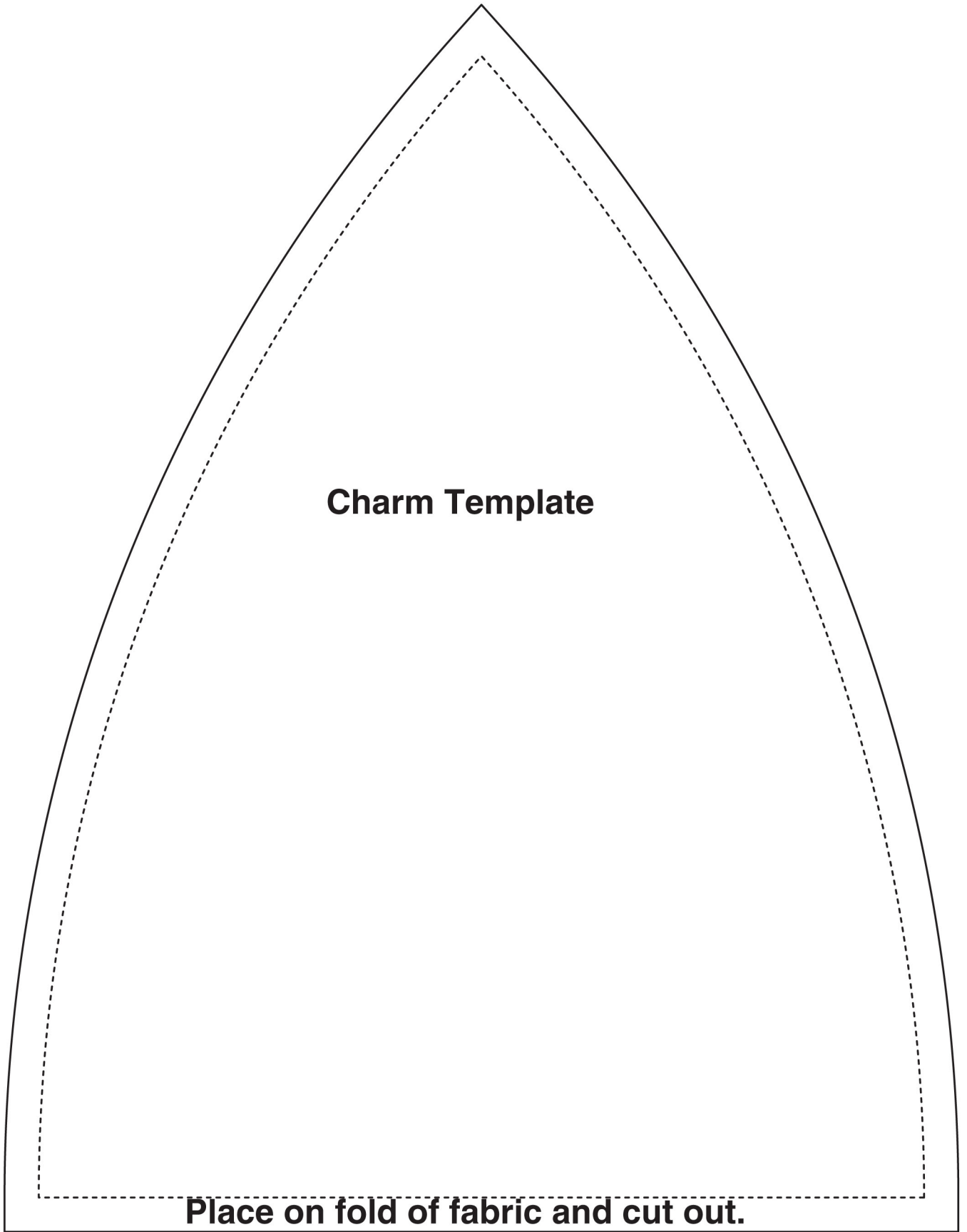


Stitch across in rows.

5. Turn seam allowance under on the "footballs" and appliqué to the quilt top. Use the blind hem stitch on your sewing machine or hand appliqué in place.
6. Binding strips are cut 2 1/2" wide from a stripe.

Cut sizes shown below.
Dashed line is the seam of the rectangles.





Charm Template

Place on fold of fabric and cut out.