


A MORRIS TAPESTRY

Barbara Brackman

Size: 64"x76"



A MORRIS TAPESTRY



Morris Dance Nine Patch

Size: 64"x76"

Cutting

2 Layer Cakes™ - from each

Select 10 Light squares
from EACH of 10 squares cut

2-2½"x 10" strips

subcut 6-2½"x 2½" squares

From each Layer Cake™ select 20

Medium & Dark squares
from EACH of 20 medium & dark
squares cut: (see diagram)

1-6½"x 10" strip

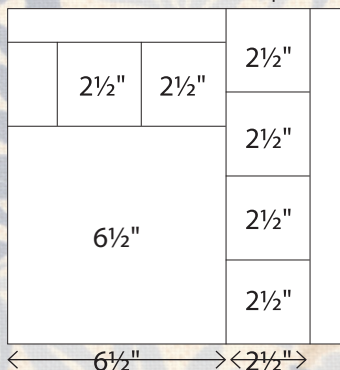
subcut 1-6½"x 6½" square

2-2½"x 2½" squares

1-2½"x 10" strip

subcut 4-2½"x 2½" squares

10"x 10" medium or dark square



Final Border & Binding

First cut

8-2½"x WOF strips for binding

Then cut

4-8½"x length of fabric border strips

subcut 2-8½"x 60½"

2-8½"x 64½"

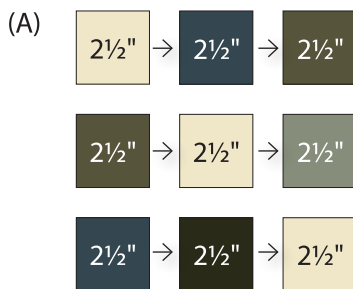
Quilter Basics

Read instructions before beginning a project.
All instructions include a ¼" seam allowance.
22" measurement is approximate.
WOF—approximately 40".

Construction

1 Nine Patches:

(A) Combine 3-2½"x 2½" Light squares and 6-2½"x 2½" Medium or Dark squares into 3 rows of 3 squares. See diagram. (B) Press as shown. Join the rows. Repeat to make 40 Nine Patches.




(B) ← press →



← press →

(C)



Nine Patch
Make 40

6½"x 6½"
with seams

moda

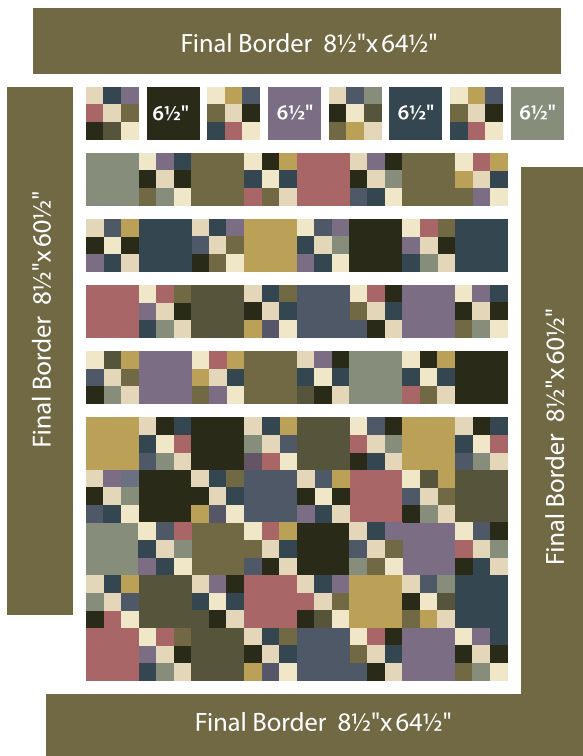
2 Sew 4 Nine Patches and 4–6½" x 6½" Medium or Dark squares together to make one row. Make 10 rows. Press away from the Nine Patches. Combine the rows. *See diagram.*

3 Add the 2–8½" x 60½" Final Borders to the sides of the quilt top. Add the 2–8½" x 64½" Final Borders to the top and bottom of the quilt top.

4 Join the 8–2½" x WOF strips for binding. Layer, quilt and bind the quilt. ENJOY!




Morris Dancer




Creative Option

- For a 52" quilt
- Use 1 Layer Cake™
- Make 18 Nine Patches.
- Make 6 rows of 6 blocks.
- Final Borders cut length of fabric:
 - 2–8½" x 36½"
 - 2–8½" x 52½"
- Binding cut:
 - 4–2½" x Length of fabric strips



Size: 52" x 52"

A MORRIS TAPESTRY



Morris Dance Nine Patch

Size: 64"x76"


Fabric Requirements:

2 Layer Cakes™ 8170LC


Final Border & Binding

2½ yards

8175-11



Backing 4⅔ yards



Creative Option:

Quilt size: 52"x52"

1 Layer Cakes™

Final Border & Binding

1¾ yards

Backing 3¼ yards

moda

MODAFABRICS.COM

Morris Dance Nine Patch

A Morris Dance is a traditional English folk dance. Teams or sides of six dancers decked in bells face off in a fast-paced stepping dance. In the Morris Dance Nine Patch quilt, nine patch quilt blocks, shaded in darks and lights, face off in a lively, directional design.