

Finished Size: 64"x77"

PARK AVE

by 3 Sisters

Fabric Requirements:

#4020 22 7/8 yard
Light squares & 9 patches

#4021 13 3/4 yard
Medium triangles,
squares & 9 patches

#4021 16 7/8 yard
Dark brown triangles

#4022 13 3/4 yard
Medium triangles, squares
& 9 patches

#4022 14 3/4 yard
Medium triangles, squares
& 9 patches

#4022 16 7/8 yard
Dark brown triangles

#4024 15 3/4 yard
Medium triangles, squares
& 9 patches

#4027 14 3/4 yard
Medium triangles, squares
& 9 patches

#4028 12 7/8 yard
Light squares & 9 patches

#4028 15 3/4 yard
Medium triangles, squares
& 9 patches

#4028 25 7/8 yard
Light squares & 9 patches

#4029 13 3/4 yard
Medium triangles, squares
& 9 patches


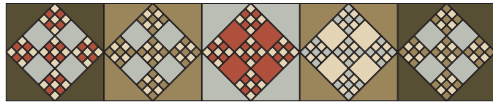

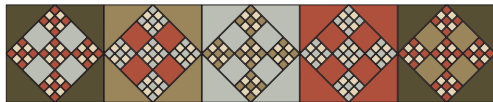
#4029 14 3/4 yard
Medium triangles, squares &
9 patches

#4029 16 1 3/4 yards
Dk brown triangles & Binding


Backing 4 yards

Assemble Quilt

5 Sew 6 rows of 5 Dark and Medium Main blocks. See diagram for placement. Combine the rows.



6 Join 8-2 1/2" x WOF Binding strips. Layer, quilt and bind. ENJOY!



Finished Size: 64"x77"



3 Sisters

moda
MODAFABRICS.COM

PS4020 — SUGGESTED RETAIL \$6.00

Finished Size: 64"x77"

PARK AVE

by *3 Sisters*

Quilters Basics

Read instructions before beginning a project.

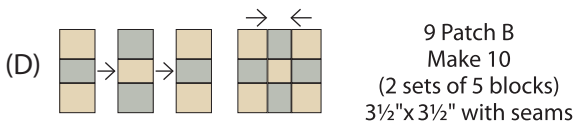
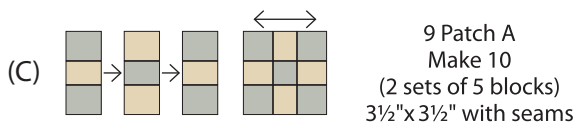
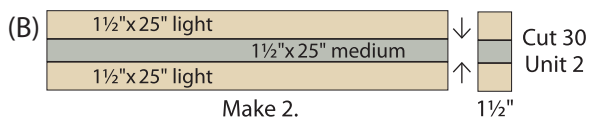
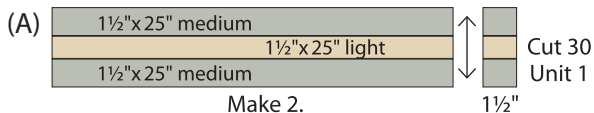
All instructions include a 1/4" seam allowance.

Press as you go. Press seams in one direction.

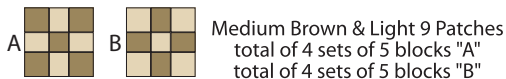
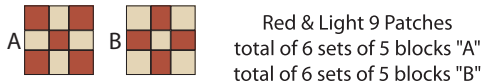
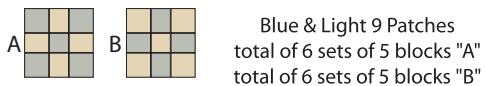
Construction

Repeat Step 1 using the Medium prints (3 blues, 3 reds & 2 browns) and 3 Light prints.

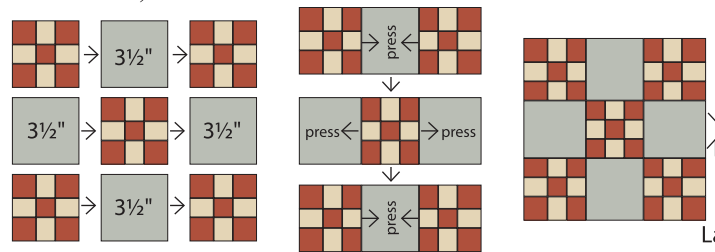
1 9 Patch Blocks: Select 6-1 1/2"x25" strips of one Medium print & 6-1 1/2"x25" strips of one Light print. (A) Sew 2-1 1/2"x25" Medium & 1-1 1/2"x25" Light strip together. See diagram. Make 2 strip sets. Cut into 1 1/2" segments. Cut 30. (B) Sew 1-1 1/2"x25" Medium & 2-1 1/2"x25" Light strips together. See diagram. Make 2 strip sets. Cut into 1 1/2" segments. Cut 30. (C) Combine two of Unit 1 & one of Unit 2. See diagram. Make ten of 9 Patch A. Separate into two sets of five 9 Patches. (D) Combine one of Unit 1 & two of Unit 2. See diagram. Make ten of 9 Patch B. Separate into two sets of five 9 Patches.



When you have completed Step 1 using all 8 medium prints you will have:

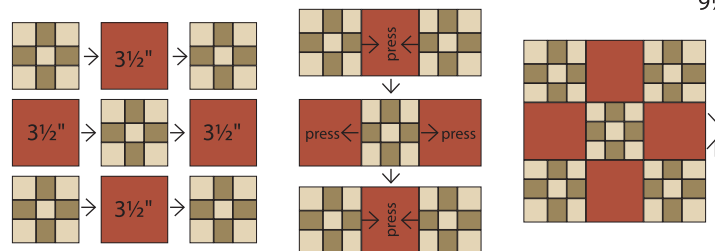


2 Large 9 Patch Blocks: Select any one set of five 9 Patch blocks and 4-3 1/2"x3 1/2" squares of one print. Sew 3 rows of 3 blocks. See diagram. Press away from the 9 Patches. Combine rows. Repeat to make a total of 30 Large 9 Patch blocks. (You will have some extra 9 Patches)



shown using "A" 9 patches

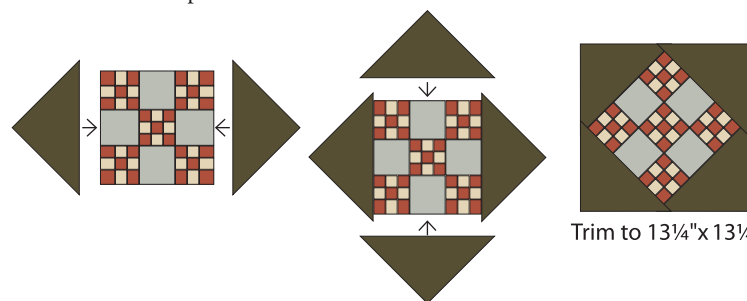
Large 9 Patch Blocks
Make 30 total
9 1/2"x9 1/2" with seams



shown using "B" 9 patches

moda

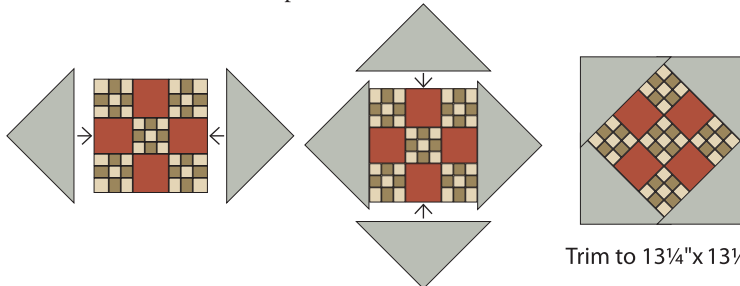
3 Dark Main Blocks: Select any 1 Large 9 Patch Block and 4-8" assorted dark triangles. Sew a triangle to each side of the Large 9 Patch. Press away from the center. Add a triangle to the top and bottom. Press away from the center. Trim the blocks to measure 13 1/4"x13 1/4". Repeat to make 18 Dark Main Blocks.



Dark
Main Blocks
Make 18
13 1/4"x13 1/4"
with seams

Trim to 13 1/4"x13 1/4"

4 Medium Main Blocks: Select any 1 Large 9 Patch Block and 4-8" matching medium triangles. Sew a triangle to each side of the Large 9 Patch. Press away from the center. Add a triangle to the top and bottom. Press away from the center. Trim the blocks to measure 13 1/4"x13 1/4". Repeat to make 12 Medium Main Blocks.



Medium
Main Blocks
Make 12
13 1/4"x13 1/4"
with seams

Trim to 13 1/4"x13 1/4"

Fabric Cutting

Dark brown triangles:

from EACH of 3 prints cut
3-8"x22" strips
subcut 12-8"x8" squares
cut once diagonally

Medium triangles, squares & 9 patches:

(3 reds, 3 blues, 2 browns)
from EACH of the 8 prints cut
6-1 1/2"x WOF strips
subcut 6-1 1/2"x25" strips
1-3 1/2"x WOF strip
subcut 12-3 1/2"x3 1/2" squares
1-8"x WOF
subcut 4-8"x8" squares
cut once diagonally

Light squares and 9 patches:

from EACH of the 3 prints
16-1 1/2"x WOF strips
subcut 16-1 1/2"x25" strips
1-3 1/2"x WOF strip
subcut 8-3 1/2"x3 1/2" squares

Binding: 8-2 1/2"x WOF strips



moda